



DAILY BULLION REPORT

16 February 2026

16 February 2026

BULLDEX SNAPSHOT

Commodity	Expiry	Open	High	Low	Close	% Change
MCXBULLDEX	24-Feb-26	38085.00	38214.00	37870.00	38075.00	-3.02

BULLION SNAPSHOT

Commodity	Expiry	Open	High	Low	Close	% Change
GOLD	2-Apr-26	153750.00	156200.00	153153.00	155895.00	2.00
GOLD	5-Jun-26	158500.00	159652.00	156858.00	159412.00	1.54
GOLDMINI	5-Mar-26	152588.00	154200.00	151266.00	153871.00	2.11
GOLDMINI	3-Apr-26	154738.00	156299.00	153320.00	155928.00	1.98
SILVER	5-Mar-26	239626.00	248786.00	238918.00	244360.00	3.35
SILVER	5-May-26	249450.00	256050.00	246799.00	252332.00	2.75
SILVERMINI	27-Feb-26	248530.00	254466.00	244220.00	249580.00	-3.22
SILVERMINI	30-Apr-26	256330.00	261814.00	251482.00	256712.00	3.74

OPEN INTEREST SNAPSHOT

Commodity	Expiry	% Change	% Oi Change	Oi Status
MCXBULLDEX	24-Feb-26	-3.02	1.35	Fresh Selling
MCXBULLDEX	24-Mar-26	0.00	25.00	Fresh Selling
GOLD	2-Apr-26	2.00	-1.49	Short Covering
GOLD	5-Jun-26	1.54	-0.85	Short Covering
GOLDMINI	5-Mar-26	2.11	-3.14	Short Covering
GOLDMINI	3-Apr-26	1.98	84.66	Fresh Buying
SILVER	5-Mar-26	3.35	-6.71	Short Covering
SILVER	5-May-26	2.75	1.55	Fresh Buying
SILVERMINI	27-Feb-26	2.57	-3.22	Short Covering
SILVERMINI	30-Apr-26	2.36	3.74	Fresh Buying

INTERNATIONAL BULLION SNAPSHOT

Commodity	Open	High	Low	Close	% Change
Gold \$	5020.07	5031.24	5001.51	5030.06	0.19
Silver \$	76.36	76.97	75.94	76.91	0.73

RATIOS

Ratio	Price	Ratio	Price	Ratio	Price
Gold / Silver Ratio	63.80	Silver / Crudeoil Ratio	42.70	Gold / Copper Ratio	128.89
Gold / Crudeoil Ratio	27.24	Silver / Copper Ratio	202.03	Crudeoil / Copper Ratio	4.73

Important levels for Jewellery/Bullion Dealers



Booking Price for Sellers	Booking Price for Buyers
156205.00	155585.00
156415.00	155375.00



Booking Price for Sellers	Booking Price for Buyers
245080.00	243640.00
245840.00	242880.00



Booking Price for Sellers	Booking Price for Buyers
90.80	90.44
91.02	90.22





Booking Price for Sellers	Booking Price for Buyers
5042.90	5017.60
5055.80	5004.70



Booking Price for Sellers	Booking Price for Buyers
77.32	76.50
77.63	76.19

Click here for download Kedia Advisory **Special Research Reports**



Technical Snapshot



SELL GOLD APR @ 156500 SL 158000 TGT 155000-154000. MCX

Observations

Gold trading range for the day is 152040-158130.

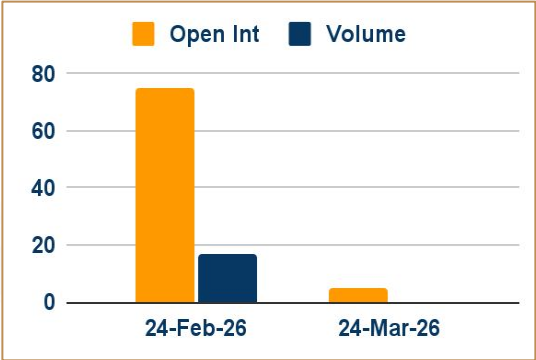
Gold prices ended up on dwindling hopes for Fed rate cuts.

The current policy stance risks slowing U.S. growth, Federal Reserve Governor Stephen Miran said.

China's gold market saw robust demand heading into the Lunar New Year holiday, while in India, gold flipped to a discount.

ANZ revises gold price forecasts, with gold now expected to hit \$5,800/oz in Q2 2026 (previously \$5,400/oz)

OI & Volume



Spread

GOLD JUN-APR	3517.00
GOLDMINI APR-MAR	2057.00

Trading Levels

Commodity	Expiry	Close	R2	R1	PP	S1	S2
GOLD	2-Apr-26	155895.00	158130.00	157015.00	155085.00	153970.00	152040.00
GOLD	5-Jun-26	159412.00	161430.00	160420.00	158640.00	157630.00	155850.00
GOLDMINI	5-Mar-26	153871.00	156045.00	154955.00	153110.00	152020.00	150175.00
GOLDMINI	3-Apr-26	155928.00	158160.00	157040.00	155180.00	154060.00	152200.00
Gold \$		5030.06	5050.73	5040.49	5021.00	5010.76	4991.27

Technical Snapshot



SELL SILVER MAR @ 246000 SL 248500 TGT 243200-241800. MCX

Observations

Silver trading range for the day is 234155-253885.

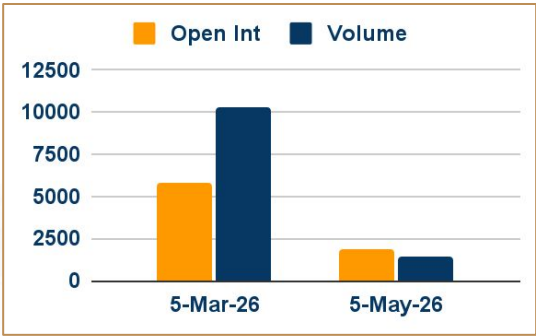
Silver rose as US 10-year yields hit early-Dec lows after soft CPI boosted Fed cut bets.

President Trump said negotiations with Iran could conclude within a month as he seeks a diplomatic deal to curb Tehran's nuclear program.

Data showed the United States added 130,000 jobs in January, compared to analysts' estimates of 70,000.

ANZ expects silver market to be undersupplied in coming years, although deficit is likely to narrow in 2026

OI & Volume



Spread

SILVER MAY-MAR	7972.00
SILVERMINI APR-FEB	7132.00

Trading Levels

Commodity	Expiry	Close	R2	R1	PP	S1	S2
SILVER	5-Mar-26	244360.00	253885.00	249120.00	244020.00	239255.00	234155.00
SILVER	5-May-26	252332.00	260975.00	256650.00	251725.00	247400.00	242475.00
SILVERMINI	27-Feb-26	249580.00	259665.00	254620.00	249420.00	244375.00	239175.00
SILVERMINI	30-Apr-26	256712.00	267005.00	261860.00	256670.00	251525.00	246335.00
Silver \$		76.91	77.64	77.28	76.61	76.25	75.58

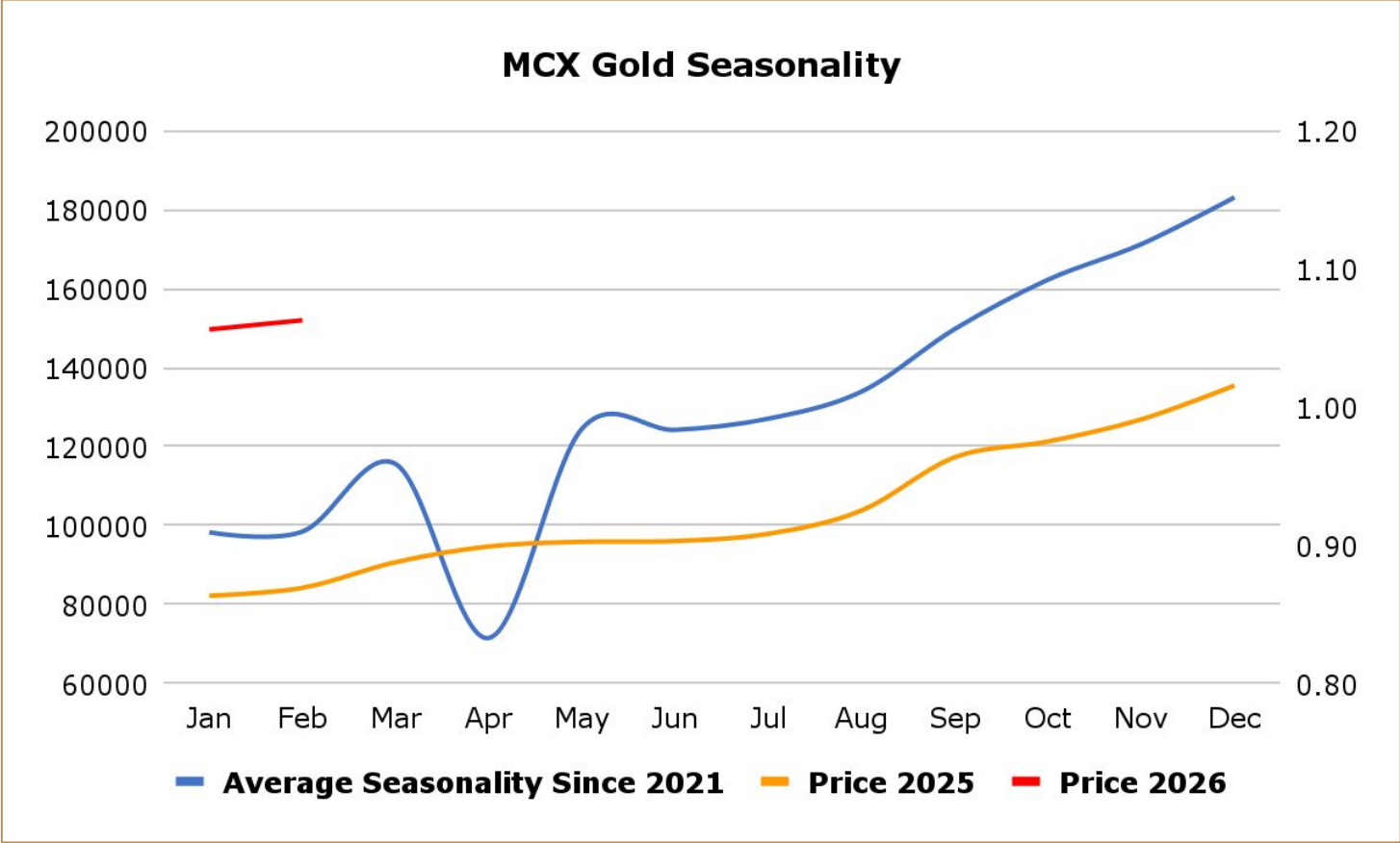
Gold prices ended up on dwindling hopes for Fed rate cuts. Treasury yields hovered near two-month lows after data showed existing home sales tumbled to the lowest level in more than two years in January. China's gold market saw robust demand heading into the Lunar New Year holiday, while in India, gold flipped to a discount for the first time in a month as softer demand amid volatile prices deterred buyers. The current policy stance risks slowing U.S. growth, Federal Reserve Governor Stephen Miran said. He argued rates may be tighter than necessary despite supportive measures from the Trump administration, including tax cuts.

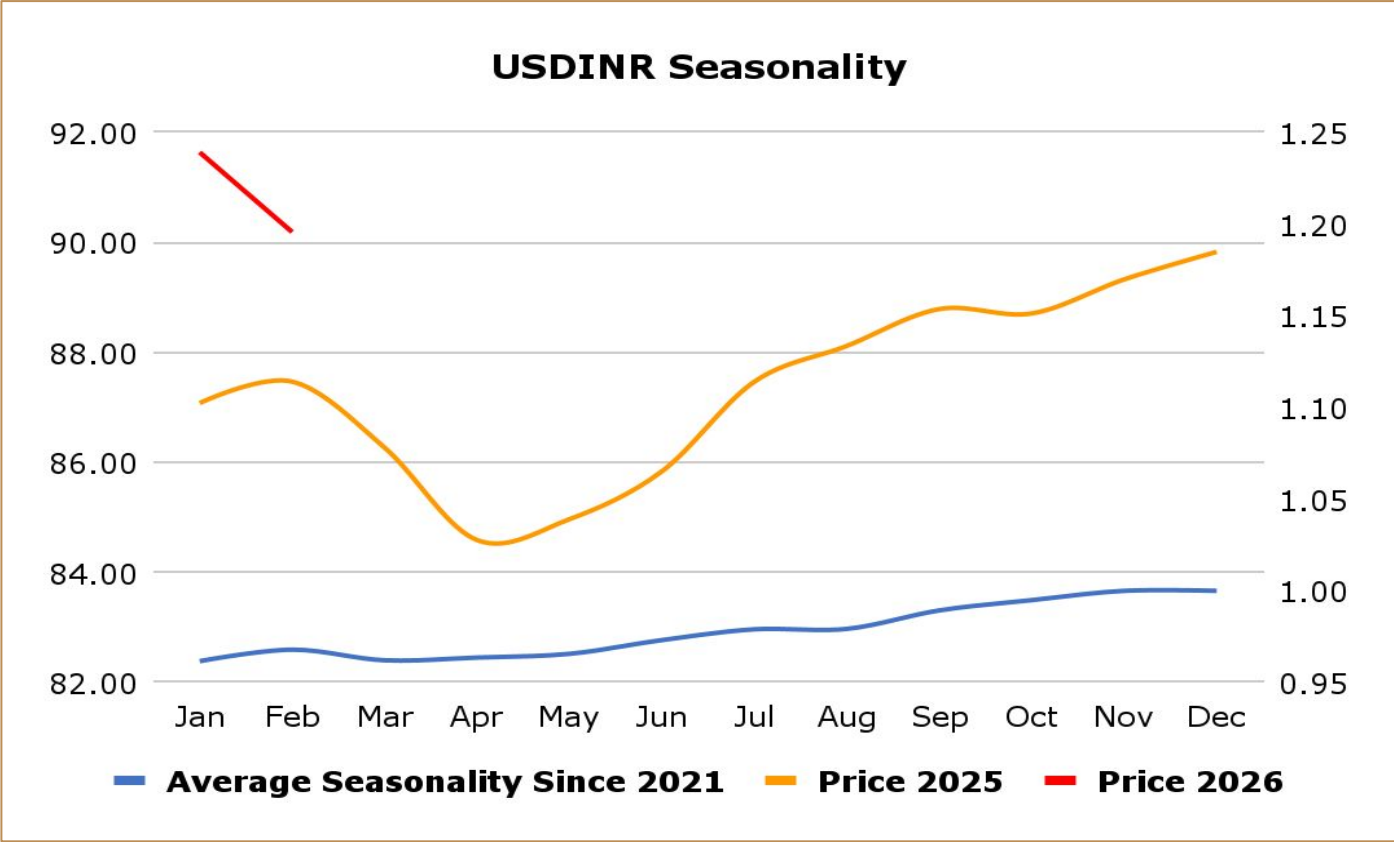
Gold trades at discounts in India for first time in nearly a month - Gold started trading at discounts in India for the first time in nearly a month as volatile prices deterred buying, while demand was robust in China ahead of the Lunar New Year holiday. Indian bullion dealers offered a discount of up to \$12 per ounce over official domestic gold prices, down from last week's premium of up to \$70. Bullion dealers and jewellers have largely stayed away from purchases from banks, anticipating that the government will allocate around 80 metric tons of gold imports from the UAE at concessional duty this month. In China, bullion traded at a discount of \$8 to premiums of up to \$10 an ounce above the global benchmark spot price, ahead of the nine-day Lunar New Year holiday starting on February 15. In Hong Kong, gold traded at par to premiums of \$1.80, while in Japan, bullion was sold at discounts of \$6 to a \$1 premium. In Singapore, gold was sold at a discount of \$0.50 to premiums of up to \$3.50.

China's Gold Market Shifts as Investment Demand Outpaces Jewelry in 2025 - China's gold sector saw notable shifts in 2025, reflecting changing consumer and investment behavior. Total gold output rose 3.4% to about 552 tons, supported by both steady domestic mining and a sharp increase in output from imported materials. While overall gold consumption slipped 3.6% to roughly 950 tons, the composition of demand changed significantly. Jewelry demand fell sharply as consumers favored gold bars and coins, which jumped more than 35%, signaling a clear move toward investment-led buying. This trend was reinforced by a surge in domestic gold ETF holdings, which climbed nearly 150% during the year. Meanwhile, China continued strengthening its reserves, adding nearly 27 tons of gold and extending its steady accumulation streak.

Global gold demand hits record high in 2025, WGC says - Gold demand hit an all-time high last year as jitters over instability and trade sparked a surge in investment, even as a series of record price peaks kept jewellery buyers from the tills. Global gold demand rose by 1% in 2025 to 5,002 metric tons, the highest number on record, the World Gold Council said. The WGC expects another year of strong inflows into gold-backed exchange-traded funds and robust demand for bars and coins. ETFs saw inflows of 801 tons of gold in 2025, while demand for bars and coins jumped 16% to a 12-year high. Overall gold investment demand soared 84% to a record high of 2,175 tons in 2025. However, the WGC expects record-high prices to hit jewellery demand this year and will slow down purchases by central banks to 850 tons from 863 tons in 2025, even though their buying remains elevated when compared to the pre-2022 level. Gold jewellery demand fell 18% in 2025, with buying in China down 24% at its lowest since 2009.

Gold exports from Switzerland up 27% m/m in December as deliveries to UK jump - Gold exports from Switzerland rose 27% month on month in December as shipments to Britain jumped to their highest since August 2019, Swiss customs data showed. Deliveries from Switzerland, the world's biggest bullion refining and transit hub, to the UK, home to the world's largest over-the-counter gold trading hub, soared to 101 metric tons last month from 45 tons in November. Amid record-high prices, there were no deliveries to China in December, the data showed, while exports to India, another major bullion consumer, remained broadly steady – at only 1.9 tons.





Weekly Economic Data

Date	Curr.	Data
Feb 16	EUR	Industrial Production m/m
Feb 17	EUR	German Final CPI m/m
Feb 17	EUR	ZEW Economic Sentiment
Feb 17	EUR	German ZEW Economic Sentiment
Feb 17	USD	Empire State Manufacturing Index
Feb 17	USD	NAHB Housing Market Index
Feb 18	USD	Core Durable Goods Orders m/m
Feb 18	USD	Durable Goods Orders m/m
Feb 18	USD	Capacity Utilization Rate
Feb 18	USD	Industrial Production m/m
Feb 19	EUR	Current Account
Feb 19	USD	Unemployment Claims
Feb 19	USD	Goods Trade Balance

Date	Curr.	Data
Feb 19	EUR	Consumer Confidence
Feb 19	USD	Pending Home Sales m/m
Feb 19	USD	Natural Gas Storage
Feb 19	USD	Crude Oil Inventories
Feb 20	EUR	German Flash Manufacturing PMI
Feb 20	EUR	German Flash Services PMI
Feb 20	USD	Advance GDP q/q
Feb 20	USD	Core PCE Price Index m/m
Feb 20	USD	Advance GDP Price Index q/q
Feb 20	USD	Personal Income m/m
Feb 20	USD	Personal Spending m/m
Feb 20	USD	Flash Manufacturing PMI
Feb 20	USD	Flash Services PMI

Stay Ahead in Markets with Kedia Advisory



Get Live Commodity & Equity Market Updates backed by in-depth research, data-driven insights, and expert analysis.



Why Kedia Advisory

- Real-time market updates
- Key levels & trend direction
- Research-based market views
- Trusted by active traders & investors

Visit: Kedia Advisory Website

www.kediaadvisory.com

CLICK HERE



SCAN ME



Kedia Stocks and Commodities Research Pvt Ltd

SEBI REGISTRATION NUMBER : INH000006156

Aadinath Commercial, Opp. Mumbai University, Vasant Valley Road, Khadakpada, Kalyan West

Investment in securities market are subject to market risks, read all the Related documents carefully before investing.



**Scan the QR to
connect with us**



KEDIA ADVISORY

KEDIA STOCKS & COMMODITIES RESEARCH PVT LTD.

Mumbai. INDIA.

For more details, please contact Mobile: +91 9619551022

Email: info@kediaadvisory.com

SEBI REGISTRATION NUMBER - INH000006156

For more information or to subscribe for monthly updates

Visit www.kediaadvisory.com

This Report is prepared and distributed by Kedia Stocks & Commodities Research Pvt Ltd. for information purposes only. The recommendations, if any, made herein are expressions of views and/or opinions and should not be deemed or construed to be neither advice for the purpose of purchase or sale through KSCRPL nor any solicitation or offering of any investment /trading opportunity. These information/opinions/ views are not meant to serve as a professional investment guide for the readers. No action is solicited based upon the information provided herein. Recipients of this Report should rely on information/data arising out of their own investigations. Readers are advised to seek independent professional advice and arrive at an informed trading/investment decision before executing any trades or making any investments. This Report has been prepared on the basis of publicly available information, internally developed data and other sources believed by KSCRPL to be reliable. KSCRPL or its directors, employees, affiliates or representatives do not assume any responsibility for or warrant the accuracy, completeness, adequacy and reliability of such information/opinions/ views. While due care has been taken to ensure that the disclosures and opinions given are fair and reasonable, none of the directors, employees, affiliates or representatives of KSCRPL shall be liable for any direct, indirect, special, incidental, consequential, punitive or exemplary damages, including lost profits arising in any way whatsoever from the information/opinions/views contained in this Report. The possession, circulation and/or distribution of this Report may be restricted or regulated in certain jurisdictions by appropriate laws. No action has been or will be taken by KSCRPL in any jurisdiction (other than India), where any action for such purpose (s) is required. Accordingly, this Report shall not be possessed, circulated and/ or distributed in any such country or jurisdiction unless such action is in compliance with all applicable laws and regulations of such country or jurisdiction. KSCRPL requires such a recipient to inform himself about and to observe any restrictions at his own expense, without any liability to KSCRPL. Any dispute arising out of this Report shall be subject to the exclusive jurisdiction of the Courts in India.